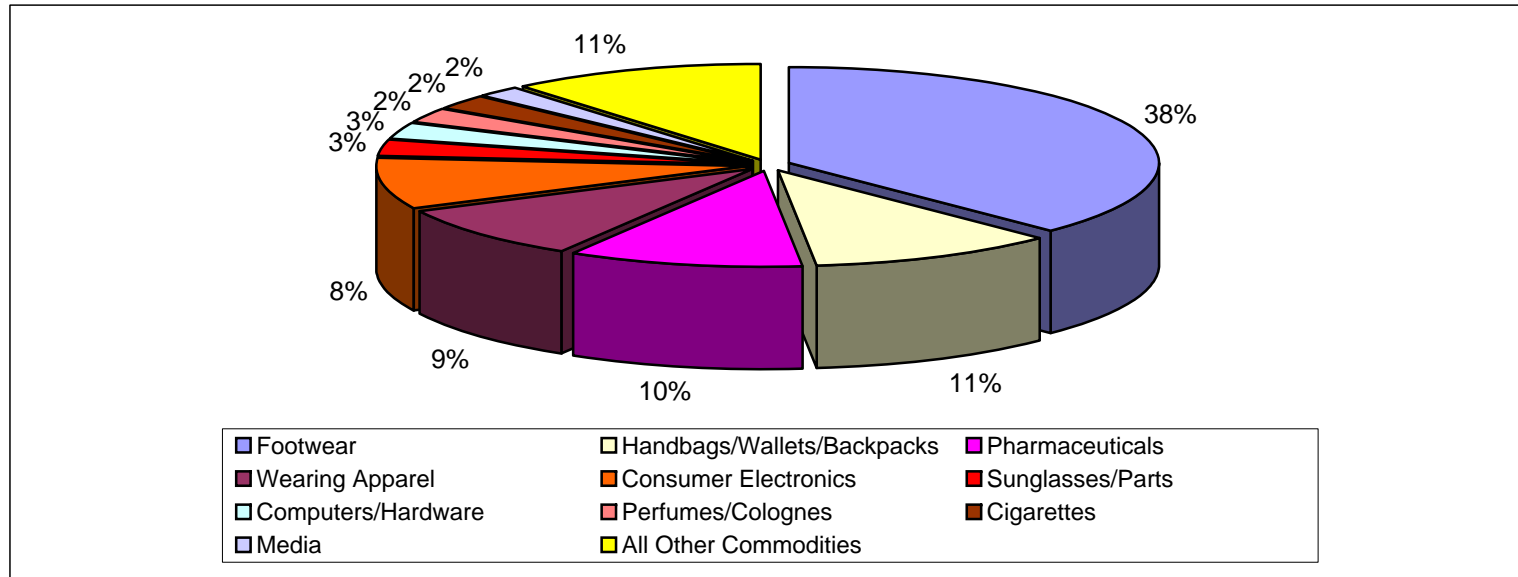


**Department of Homeland Security
U.S. Customs and Border Protection and U.S. Immigration and Customs Enforcement
FY 2008 Top IPR Commodities Seized**



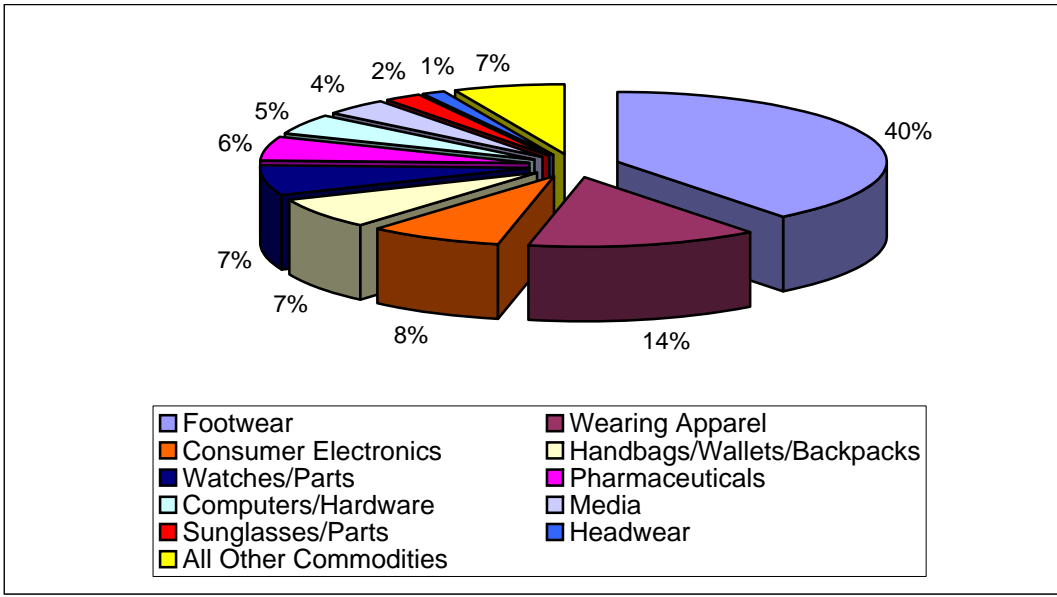
Commodity	Domestic Value	Percent of Total
Footwear	\$ 102,316,577	38%
Handbags/Wallets/Backpacks	\$ 29,609,053	11%
Pharmaceuticals	\$ 28,106,578	10%
Wearing Apparel	\$ 25,119,580	9%
Consumer Electronics	\$ 22,997,685	8%
Sunglasses/Parts	\$ 7,919,385	3%
Computers/Hardware	\$ 7,589,534	3%
Perfumes/Colognes	\$ 6,716,735	2%
Cigarettes	\$ 6,444,649	2%
Media	\$ 5,967,332	2%
All Other Commodities	\$ 29,941,771	11%
Total FY 08 Domestic Value	\$ 272,728,879	
Number of Seizures	14,992	

Note: **Media** includes motion pictures on tape, laser disc, and DVD; interactive and computer software on CD-ROM; and music on CD or tape. **Consumer Electronics** includes cell phones and accessories, radios, power strips, electrical tools and appliances.

**Department of Homeland Security
U.S. Customs and Border Protection and U.S. Immigration and Customs Enforcement
FY 2007 and FY 2008 Top IPR Commodities Seized**

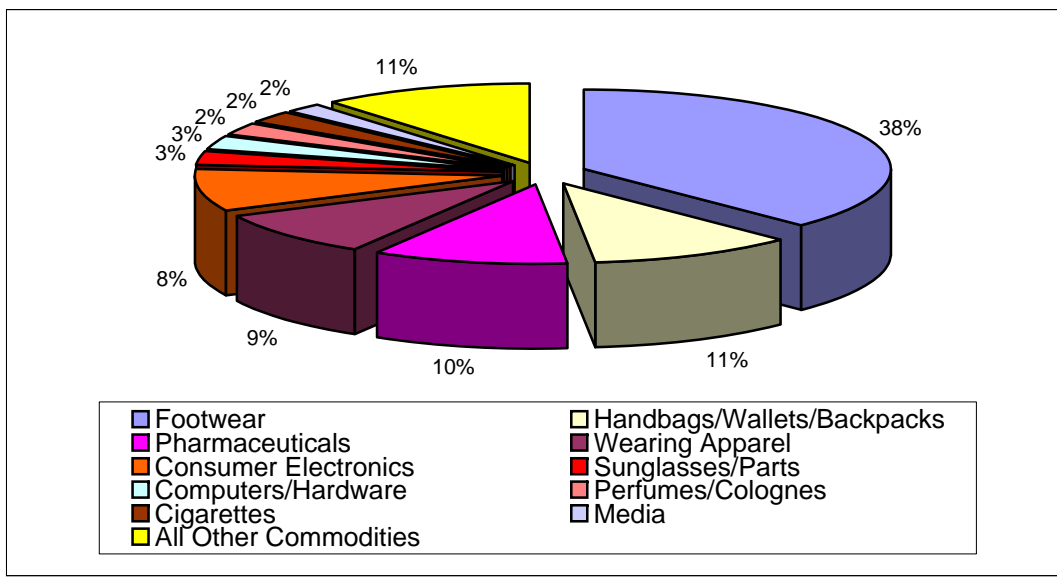
FY 2007 Commodity	Domestic Value	Percent of Total
Footwear	\$ 77,781,415	40%
Wearing Apparel	\$ 27,005,914	14%
Consumer Electronics	\$ 16,041,694	8%
Handbags/Wallets/Backpacks	\$ 14,214,304	7%
Watches/Parts	\$ 13,355,985	7%
Pharmaceuticals	\$ 11,137,578	6%
Computers/Hardware	\$ 9,336,893	5%
Media	\$ 7,884,152	4%
Sunglasses/Parts	\$ 3,951,758	2%
Headwear	\$ 2,902,362	1%
All Other Commodities	\$ 13,142,322	7%

Total FY 07 Domestic Value \$ **196,754,377**
Number of Seizures **13,657**

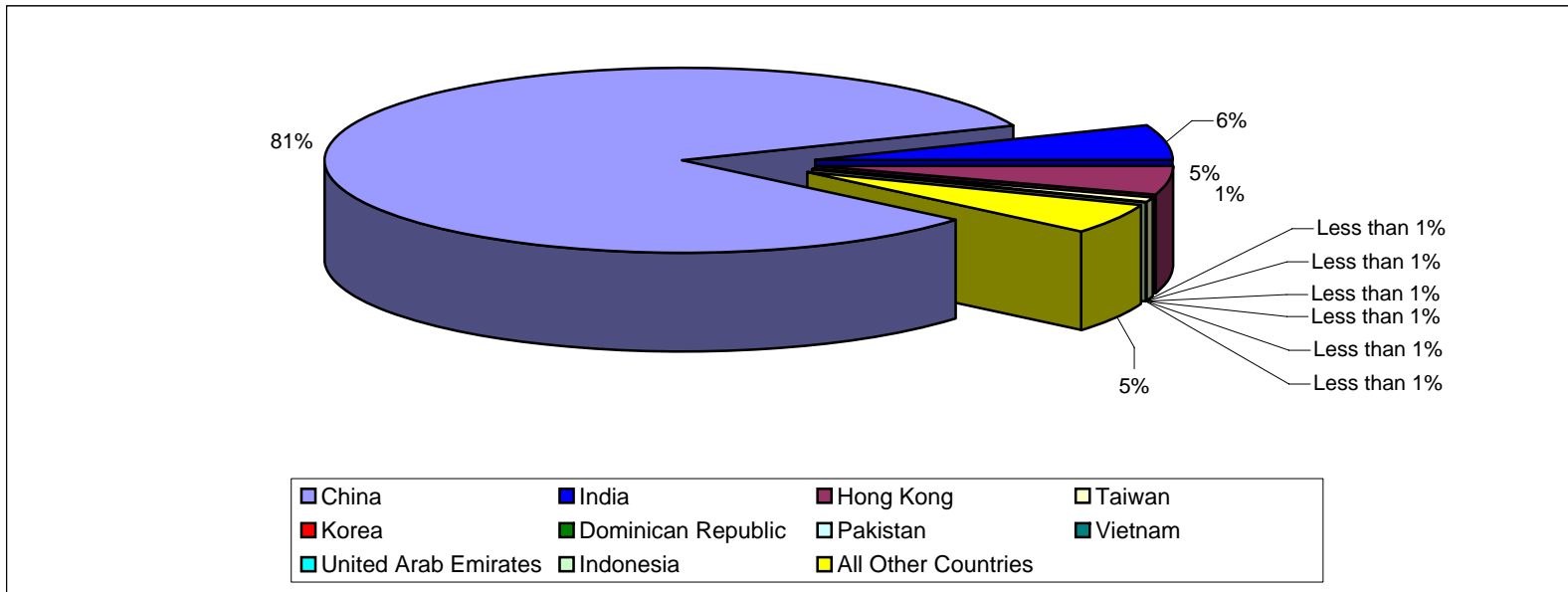


FY 2008 Commodity	Domestic Value	Percent of Total
Footwear	\$ 102,316,577	38%
Handbags/Wallets/Backpacks	\$ 29,609,053	11%
Pharmaceuticals	\$ 28,106,578	10%
Wearing Apparel	\$ 25,119,580	9%
Consumer Electronics	\$ 22,997,685	8%
Sunglasses/Parts	\$ 7,919,385	3%
Computers/Hardware	\$ 7,589,534	3%
Perfumes/Colognes	\$ 6,716,735	2%
Cigarettes	\$ 6,444,649	2%
Media	\$ 5,967,332	2%
All Other Commodities	\$ 29,941,771	11%

Total FY 08 Domestic Value \$ **272,728,879**
Number of Seizures **14,992**



**Department of Homeland Security
U.S. Customs and Border Protection and U.S. Immigration and Customs Enforcement
FY 2008 Top Trading Partners for IPR Seizures**



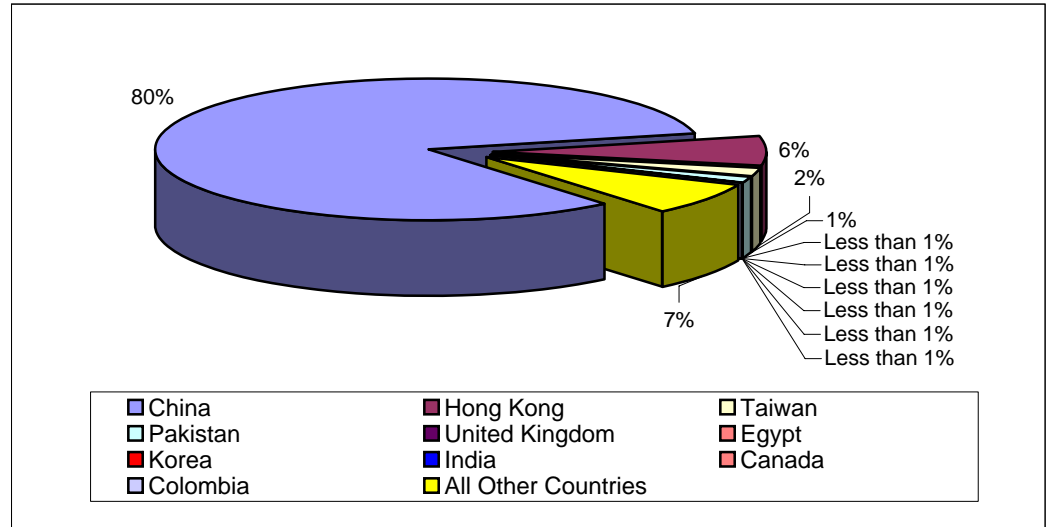
Trading Partner	Domestic Value	Percent of Total
China	\$ 221,661,579	81%
India	\$ 16,258,368	6%
Hong Kong	\$ 13,433,606	5%
Taiwan	\$ 2,631,980	1%
Korea	\$ 1,028,348	Less than 1%
Dominican Republic	\$ 942,128	Less than 1%
Pakistan	\$ 780,109	Less than 1%
Vietnam	\$ 747,567	Less than 1%
United Arab Emirates	\$ 658,626	Less than 1%
Indonesia	\$ 649,066	Less than 1%
All Other Countries	\$ 13,937,502	5%
Total FY 08 Domestic Value	\$ 272,728,879	
Number of Seizures	14,992	

Figures for trading partners are based on country of origin and/or country of export as listed in the seizure report.

Department of Homeland Security
U.S. Customs and Border Protection and U.S. Immigration and Customs Enforcement
FY 2007 and FY 2008 Top Trading Partners for IPR Seizures

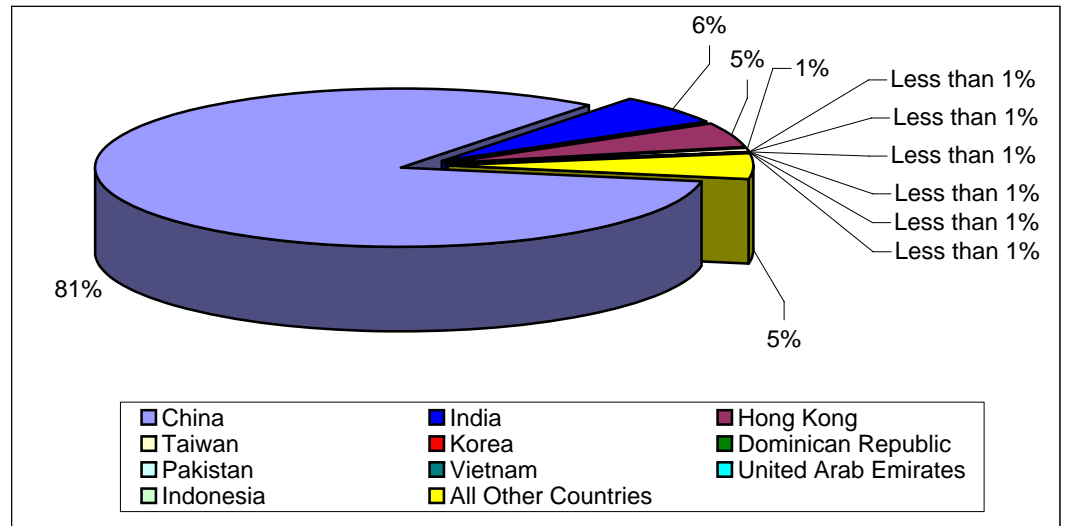
FY 2007			
Trading Partner	Domestic Value	Percent of Total	
China	\$ 158,082,597	80%	
Hong Kong	\$ 12,729,121	6%	
Taiwan	\$ 3,454,048	2%	
Pakistan	\$ 2,530,545	1%	
United Kingdom	\$ 1,136,268	Less than 1%	
Egypt	\$ 992,895	Less than 1%	
Korea	\$ 902,904	Less than 1%	
India	\$ 855,231	Less than 1%	
Canada	\$ 842,158	Less than 1%	
Colombia	\$ 720,699	Less than 1%	
All Other Countries	\$ 14,507,911	7%	

Total FY 07 Domestic Value \$ **196,754,377**
Number of Seizures **13,657**



FY 2008			
Trading Partner	Domestic Value	Percent of Total	
China	\$ 221,661,579	81%	
India	\$ 16,258,368	6%	
Hong Kong	\$ 13,433,606	5%	
Taiwan	\$ 2,631,980	1%	
Korea	\$ 1,028,348	Less than 1%	
Dominican Republic	\$ 942,128	Less than 1%	
Pakistan	\$ 780,109	Less than 1%	
Vietnam	\$ 747,567	Less than 1%	
United Arab Emirates	\$ 658,626	Less than 1%	
Indonesia	\$ 649,066	Less than 1%	
All Other Countries	\$ 13,937,502	5%	

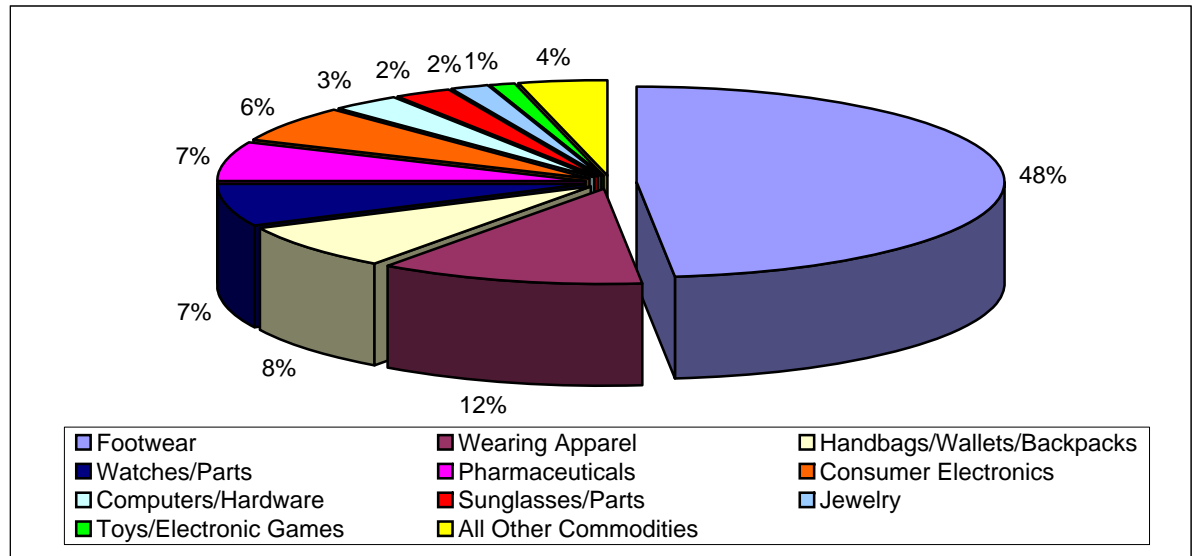
Total FY 08 Domestic Value \$ **272,728,879**
Number of Seizures **14,992**



China

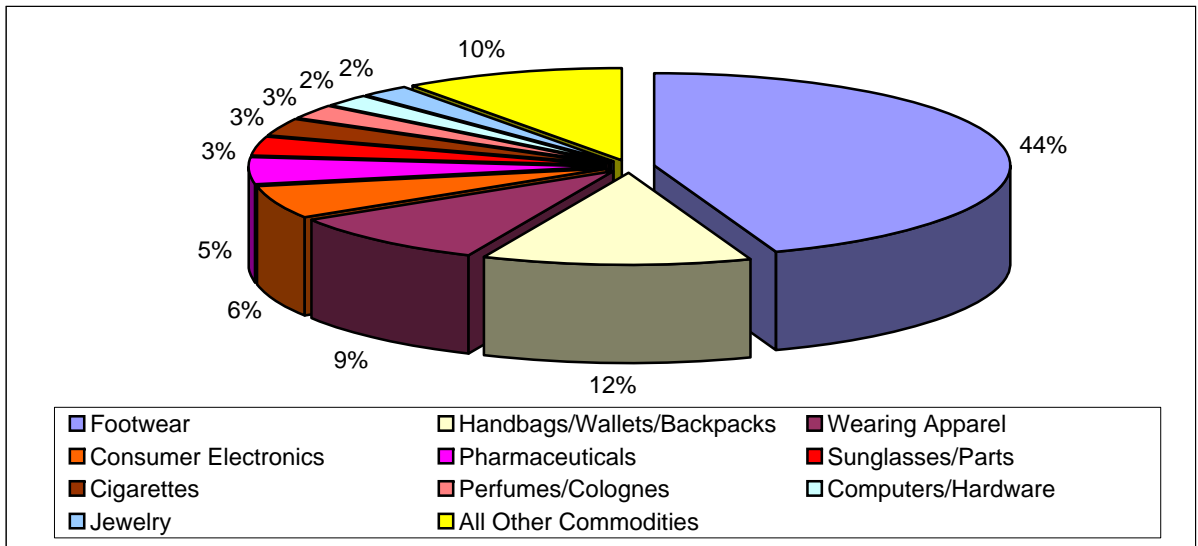
FY 2007	Domestic Value	Percent of Total
Footwear	\$ 76,397,039	48%
Wearing Apparel	\$ 18,332,467	12%
Handbags/Wallets/Backpacks	\$ 12,228,309	8%
Watches/Parts	\$ 11,600,232	7%
Pharmaceuticals	\$ 10,653,412	7%
Consumer Electronics	\$ 9,495,873	6%
Computers/Hardware	\$ 4,946,734	3%
Sunglasses/Parts	\$ 3,858,715	2%
Jewelry	\$ 2,485,915	2%
Toys/Electronic Games	\$ 1,752,812	1%
All Other Commodities	\$ 6,331,089	4%

Total FY 07 Domestic Value \$ **158,082,597**
Number of Seizures **9,685**



FY 2008	Domestic Value	Percent of Total
Footwear	\$ 98,260,942	44%
Handbags/Wallets/Backpacks	\$ 27,438,599	12%
Wearing Apparel	\$ 20,925,649	9%
Consumer Electronics	\$ 12,725,786	6%
Pharmaceuticals	\$ 10,713,250	5%
Sunglasses/Parts	\$ 7,460,588	3%
Cigarettes	\$ 6,428,719	3%
Perfumes/Colognes	\$ 5,826,406	3%
Computers/Hardware	\$ 4,955,261	2%
Jewelry	\$ 4,799,705	2%
All Other Commodities	\$ 22,126,674	10%

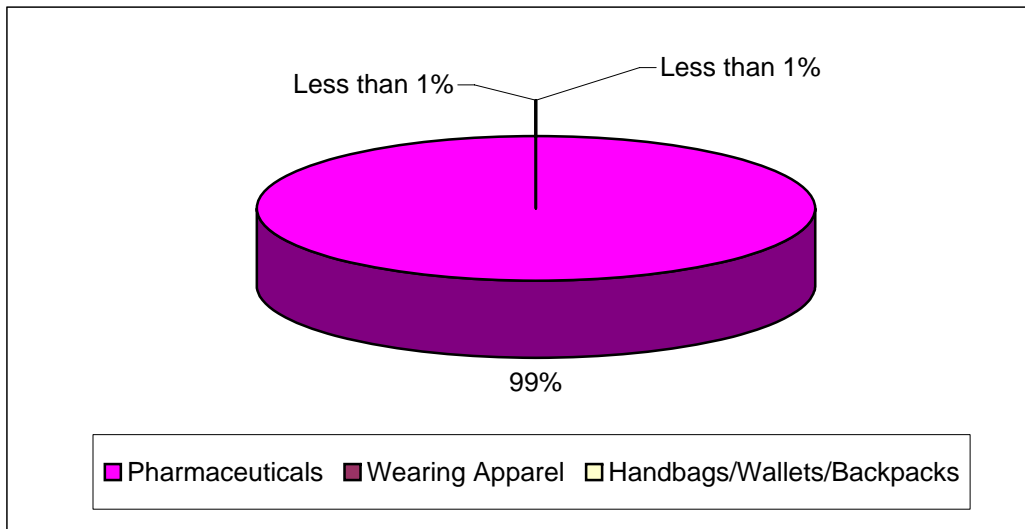
Total FY 08 Domestic Value \$ **221,661,579**
Number of Seizures **10,325**



India

FY 2008*	Domestic Value	Percent of Total
Pharmaceuticals	\$ 16,095,786	99%
Wearing Apparel	\$ 120,402	Less than 1%
Handbags/Wallets/Backpacks	\$ 42,180	Less than 1%
Total FY 08 Domestic Value	\$ 16,258,368	
Number of Seizures	170	

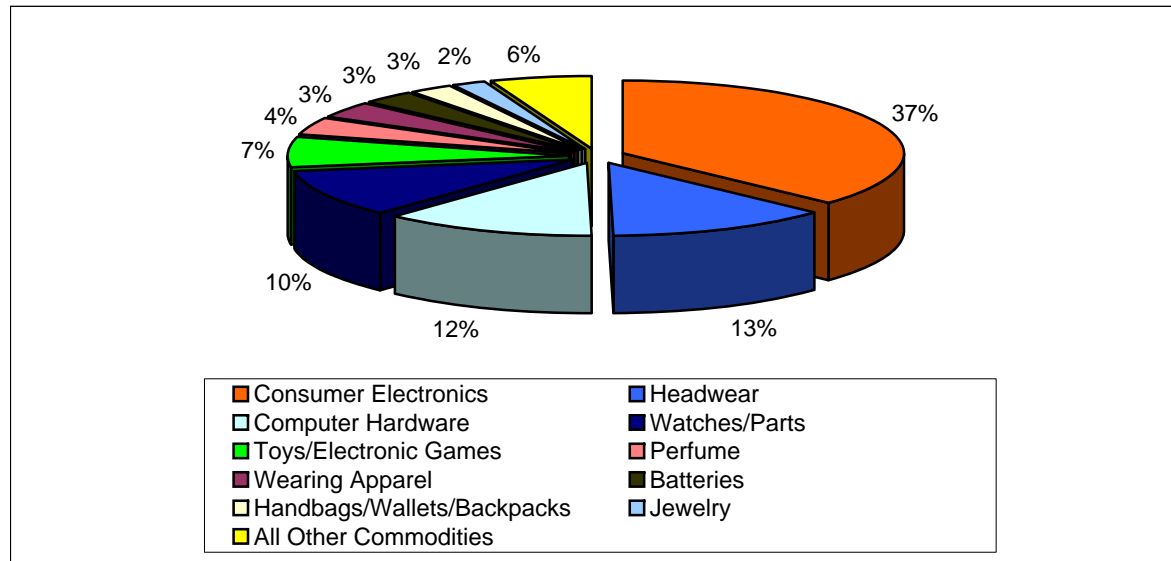
*India was not among the top five trading partners for IPR seizures in FY 07.



Hong Kong

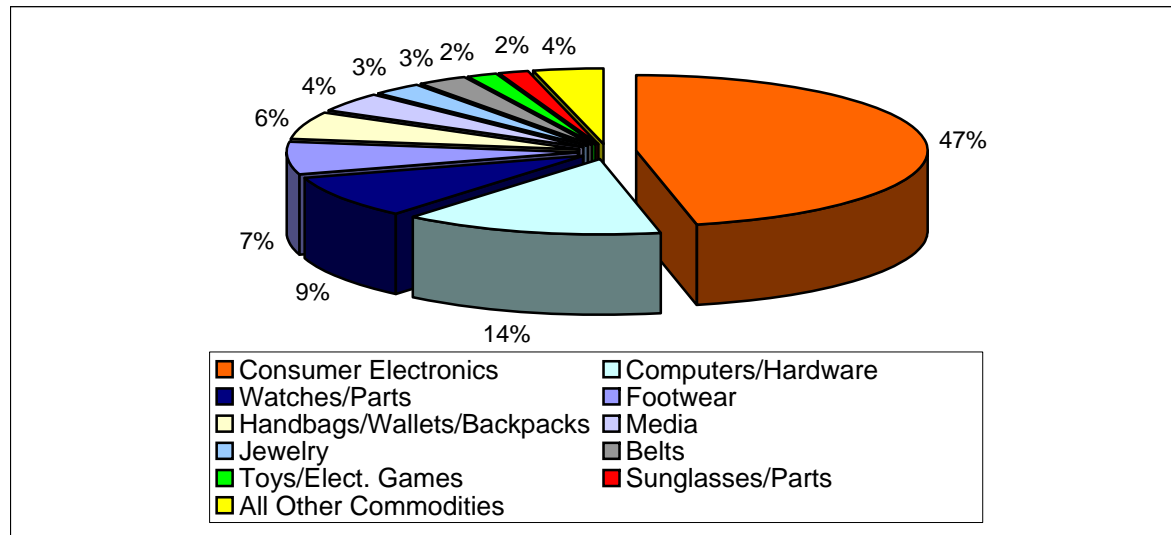
FY 2007	Domestic Value	Percent of Total
Consumer Electronics	\$ 4,701,197	37%
Headwear	\$ 1,612,896	13%
Computer Hardware	\$ 1,568,520	12%
Watches/Parts	\$ 1,330,857	10%
Toys/Electronic Games	\$ 881,134	7%
Perfume	\$ 491,441	4%
Wearing Apparel	\$ 444,729	3%
Batteries	\$ 377,405	3%
Handbags/Wallets/Backpacks	\$ 345,036	3%
Jewelry	\$ 230,490	2%
All Other Commodities	\$ 745,416	6%

Total FY 07 Domestic Value \$ 12,729,121
Number of Seizures 969



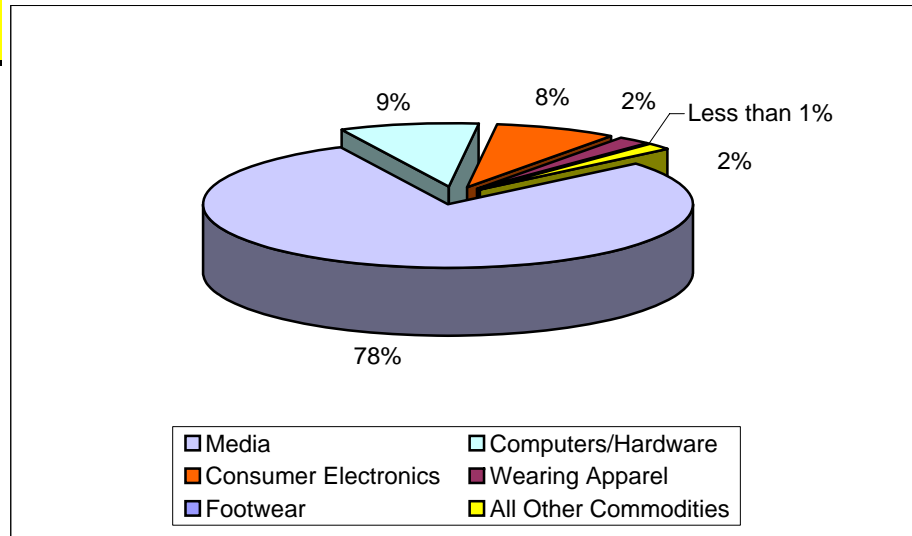
FY 2008	Domestic Value	Percent of Total
Consumer Electronics	\$ 6,204,737	47%
Computers/Hardware	\$ 1,917,627	14%
Watches/Parts	\$ 1,200,388	9%
Footwear	\$ 952,480	7%
Handbags/Wallets/Backpacks	\$ 758,036	6%
Media	\$ 558,011	4%
Jewelry	\$ 374,445	3%
Belts	\$ 351,983	3%
Toys/Elect. Games	\$ 223,458	2%
Sunglasses/Parts	\$ 218,971	2%
All Other Commodities	\$ 525,180	4%

Total FY 08 Domestic Value \$ 13,285,316
Number of Seizures 893

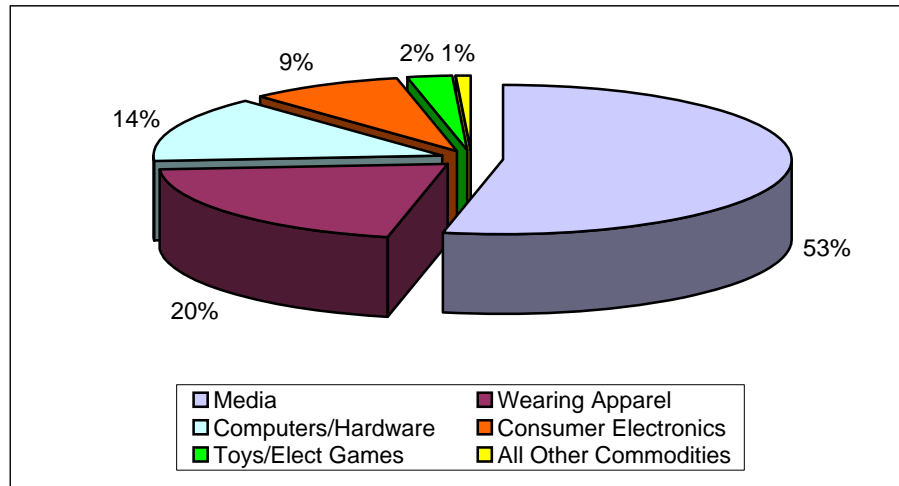


Taiwan

FY 2007	Domestic Value	Percent of Total
Media	\$ 2,701,927	78%
Computers/Hardware	\$ 319,570	9%
Consumer Electronics	\$ 275,477	8%
Wearing Apparel	\$ 76,763	2%
Footwear	\$ 27,743	Less than 1%
All Other Commodities	\$ 52,568	2%
Total FY 07 Domestic Value	\$ 3,454,048	
Number of Seizures	65	



FY 2008	Domestic Value	Percent of Total
Media	\$ 1,403,108	53%
Wearing Apparel	\$ 539,193	20%
Computers/Hardware	\$ 376,289	14%
Consumer Electronics	\$ 226,138	9%
Toys/Elect Games	\$ 63,225	2%
All Other Commodities	\$ 24,027	1%
Total FY 08 Domestic Value	\$ 2,631,980	
Number of Seizures	71	

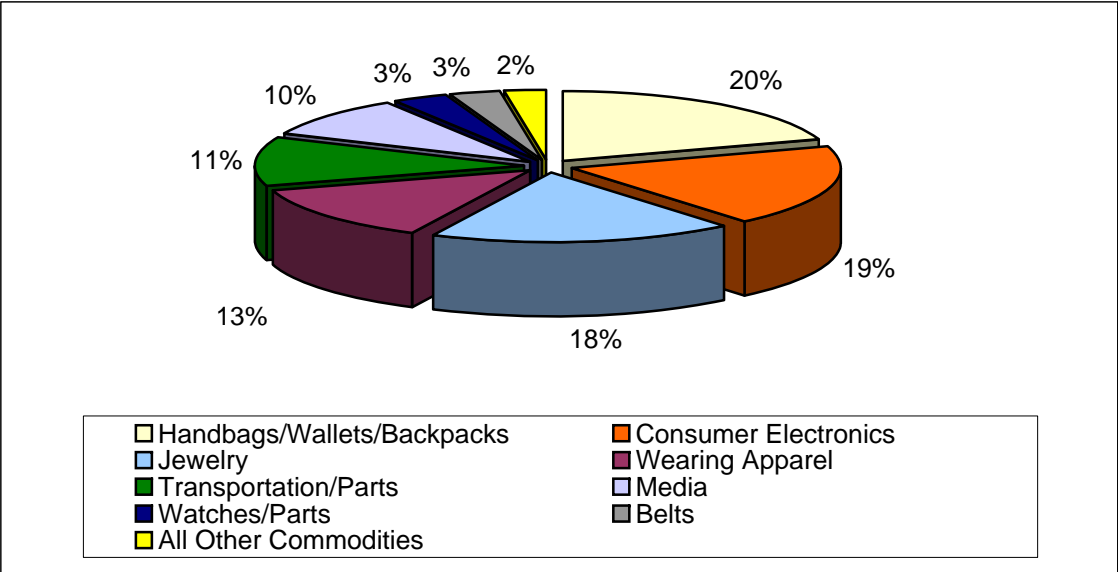


Korea

FY 2008*	Domestic Value	Percent of Total
Handbags/Wallets/Backpacks	\$ 205,002	20%
Consumer Electronics	\$ 194,207	19%
Jewelry	\$ 189,954	18%
Wearing Apparel	\$ 133,994	13%
Transportation/Parts	\$ 116,235	11%
Media	\$ 98,298	10%
Watches/Parts	\$ 32,812	3%
Belts	\$ 32,256	3%
All Other Commodities	\$ 25,590	2%

Total FY 08 Domestic Value \$ **1,028,348**
Number of Seizures **213**

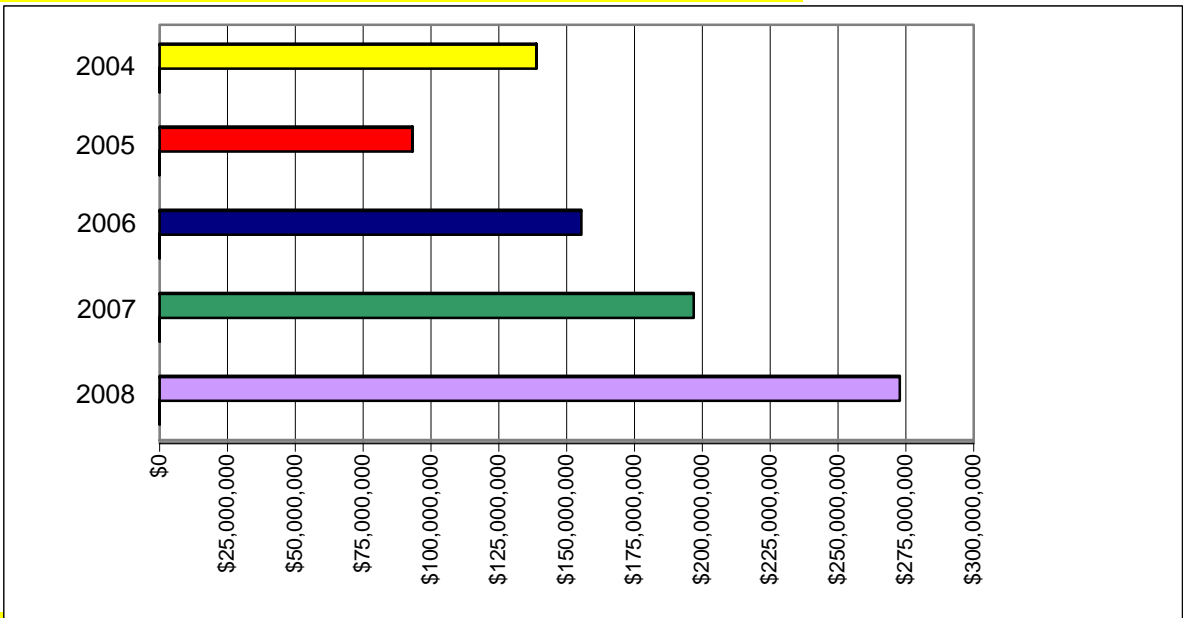
*Korea was not among the top five trading partners for IPR seizures in FY 07.



Comparison of Yearly Domestic Values of IPR Seizures

The value of IPR seizures in FY 2008 increased by 38%, from the value in FY 2007. The total domestic value of IPR seizures has increased significantly since FY 2005.

Fiscal Year	Overall Total Values (IPR)
2004	\$ 138,767,885
2005	\$ 93,234,510
2006	\$ 155,369,236
2007	\$ 196,754,377
2008	\$ 272,728,879
Total	\$ 856,854,887



Comparison of Yearly Seizure Totals

The number of IPR seizures in FY 2008, reflects an increase of 9% over the number of seizures in FY 2007, and is the most in the history of the Department of Homeland Security/U.S. Customs.

Fiscal Year	Number of Seizures
2004	7,255
2005	8,022
2006	14,675
2007	13,657
2008	14,992
Total	58,601

